



RESIDENTIAL SOLUTIONS



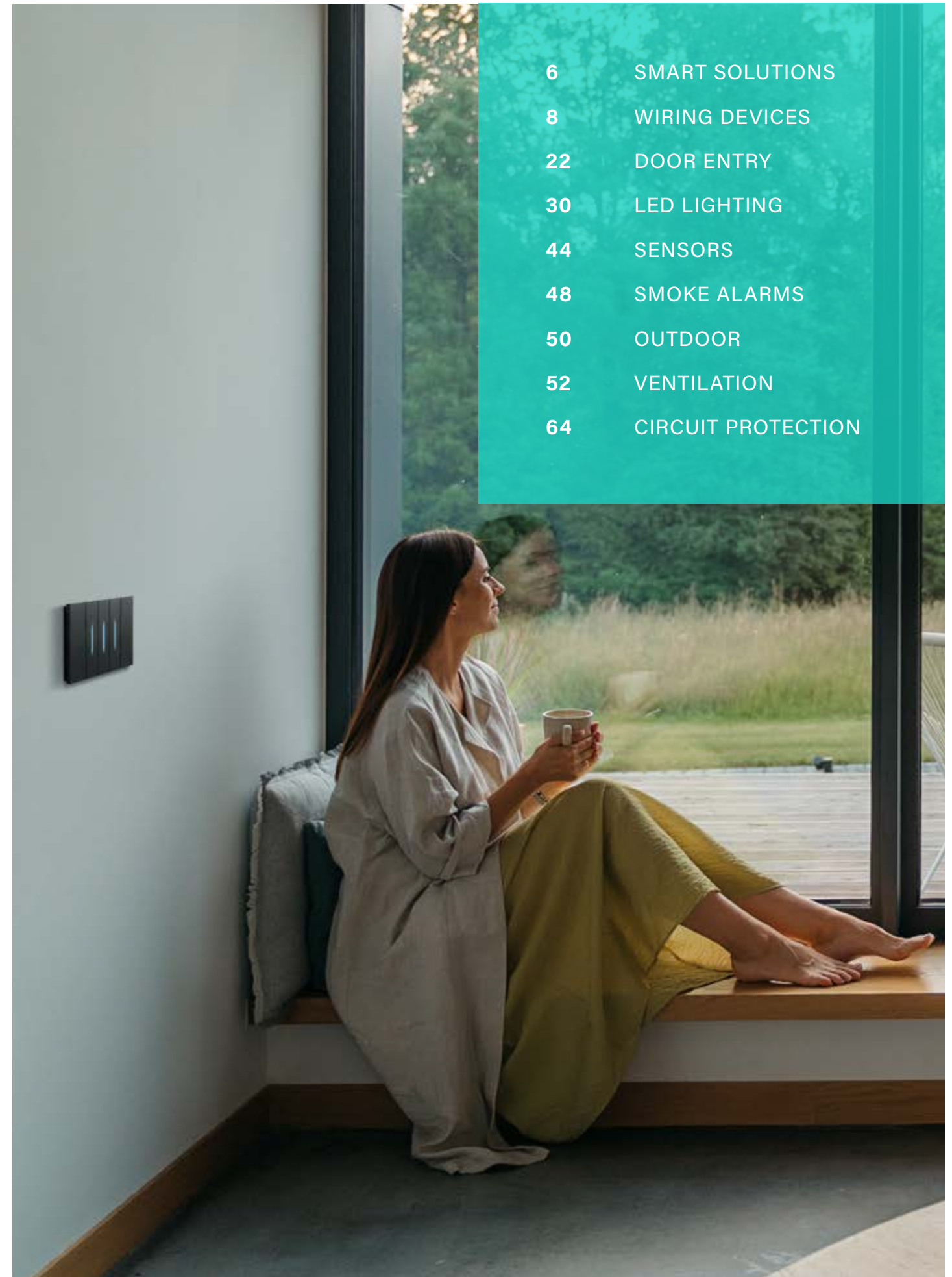
A HOMEOWNER'S
GUIDE TO
ALL THINGS
ELECTRICAL



TRANSFORMING MODERN HOMES WITH INNOVATIVE SOLUTIONS

In this brochure we introduce you to products from the leading electrical brands: Legrand, the iconic Australian brand HPM, BTicino and Netatmo. All of these brands belong to the global Legrand Group. Legrand has innovated brilliant electrical solutions for the home for more than 100 years and has a presence in 170 countries. With manufacturing facilities and a dedicated research and development laboratory in Australia, as well as a network of design studios and factories abroad, Legrand is the world leader in the design and manufacture of switches and sockets.

6	SMART SOLUTIONS
8	WIRING DEVICES
22	DOOR ENTRY
30	LED LIGHTING
44	SENSORS
48	SMOKE ALARMS
50	OUTDOOR
52	VENTILATION
64	CIRCUIT PROTECTION



How the humble light switch has evolved. Now featuring innovative technology and sophisticated design, you'll be surprised how electrical accessories including switches, sockets, lighting, intercoms, fans, and home automation can enhance your surroundings and increase your comfort at home.

So **RETHINK** your electrical: Choose fixtures and fittings to suit the life you've always wanted and finessed your interiors with endless possibilities of colour, style and function. Remember, life is in the details.

Combine function and luxury to create the ultimate space for relaxation.

RETHINK:
THE POSSIBILITIES

THE BEST OF
AESTHETIC RESEARCH
WITH THE MOST
ADVANCED SMART
TECHNOLOGY



Legrand Excel Life Smart Switch



Bticino Living Now with Netatmo Dimmer Switch



INTRODUCING ELIOT



LEGRAND'S CONNECTED DEVICES PROGRAMME THAT HELPS BRING SMART, ENERGY-EFFICIENT BUILDINGS TO LIFE. WITH ELIOT, LEGRAND IS CONSTANTLY INNOVATING TO MAKE THE CONNECTED HOME SIMPLER TO ACCESS AND USE WITH AN EVER INCREASING CHOICE OF SOLUTIONS.



SMART SOLUTIONS



Living Now with Netatmo Master Switch
LVNSW2WE and K4570CWI+KW40



Arteor with Netatmo Scenario Switch
AWNWNDALU



Netatmo Indoor Camera
NSC01-P



Netatmo Indoor Siren
NIS01-P


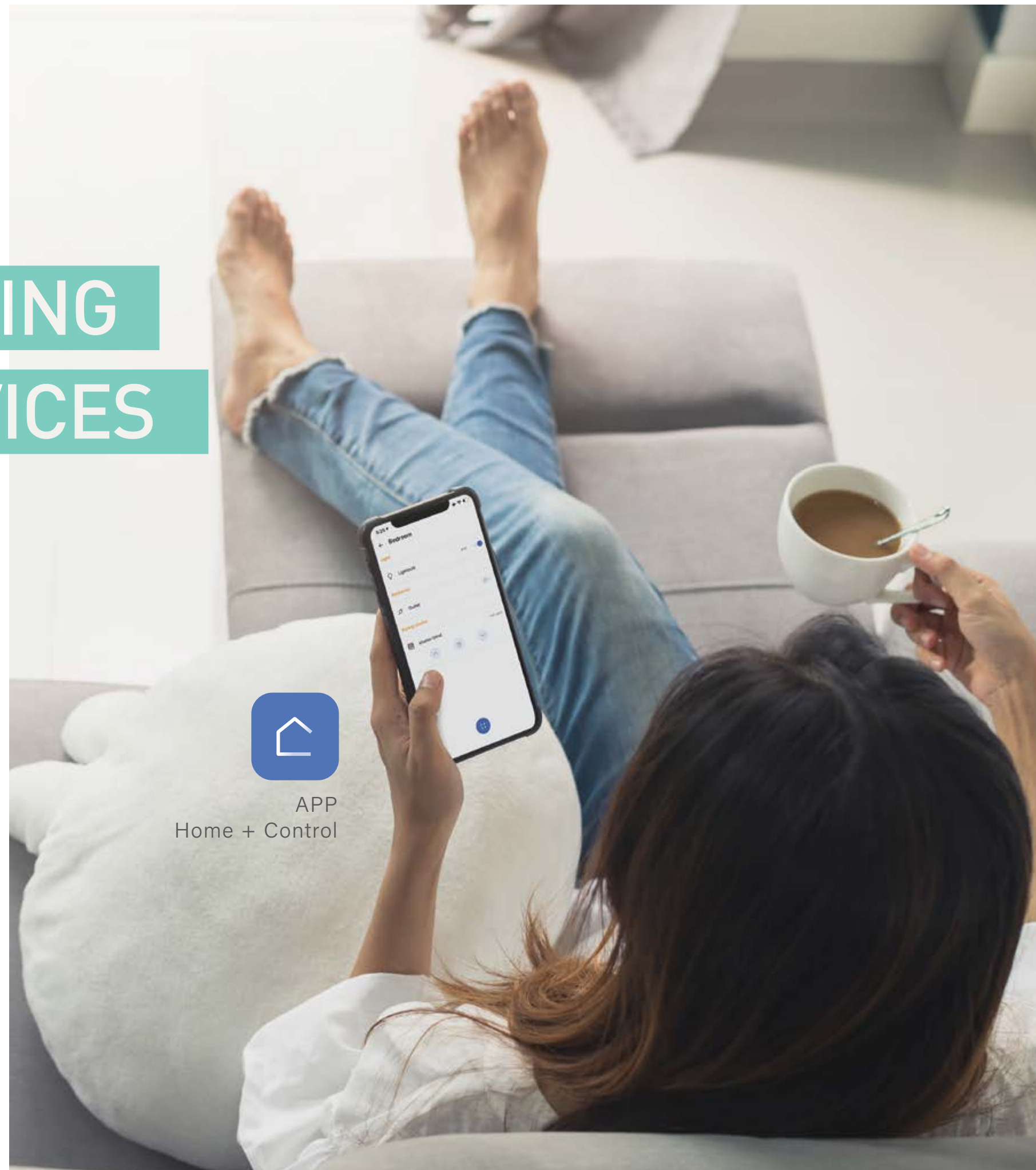


CLASSE100 Connected Door Entry Kit
364614



Excel Life Smart
EWN770/2MW and EWN787MB

WIRING DEVICES



APP
Home + Control

EXCEL LIFE SMART

Simplify daily life

Style meets smart home technology to create a collection of smart wiring devices second to none.

Combining local design and engineering with world-class smart home technology by Netatmo, this collection of switches and power points blends seamlessly with existing Excel Life installations with the added convenience of full home control using a wall switch, smart phone or voice via a digital assistant.

Smarter than your average switch!

Enjoy convenience, security and greater energy efficiency without the need to replace existing lighting or appliances.

APP & VOICE

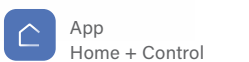
SCENARIOS


SCHEDULING

ENERGY
MANAGEMENT



Smart Switch in Matt White
EWN770/3MW






EXCEL LIFE MATT

Where design meets style

Performance and aesthetic combine to create the Excel Life Matt range of wiring devices. Featuring desirable monochromatic colours and resilient matt finishes, they not only look striking, but they also feature a durable varnish finish making them easy to clean and maintain.

Complement matt surfaces, tapware or appliances to create a designer finish, or be bold and add contrast.

Outshine with Matt!





EASY PROGRAMMING
TO SET MINIMUM
AND MAXIMUM
BRIGHTNESS LEVELS

EXCEL LIFE ORIGINAL

Nothing beats an original

Legrand's award-winning Excel Life range of wiring devices is designed, engineered and manufactured in Australia.

Excel Life timeless switches and power points combine craftsmanship, technology and contemporary gloss finishes which have been trusted in Australian homes and businesses since 2011.

Featuring everyday essentials like fast charging USB ports, modern electronic push-button dimmers and switches, sensors and more.

Choose Excel Life for everyday life!



1 Gang Switch
ED770/1WE



3 Gang Switch
ED770/3BL



Double Powerpoint with Type A+C USB
ED777USBN2ACWE



Double Powerpoint with Type C+C USB
ED777USBN2CWE

ARTEOR WITH NETATMO

Adaptive to suit our ever changing lifestyle

Its simple installation makes Arteor with Netatmo a smart choice. No complex cabling is needed to adapt the solution to changing circumstances. Putting a switch within reach of children, rearranging the living room, converting a kids bedroom into an office or even adding more smart functions. Arteor with Netatmo will change as readily as you do!

Features:



APP & VOICE



SCENARIOS



SCHEDULING

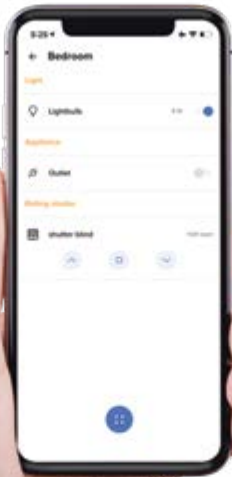


Arteor with Netatmo Starter Kit
AWNSKITWE



THE LEGRAND HOME + CONTROL APP FOR SMARTPHONE OR TABLET

Allows you to remotely control your smart home, receive notifications, create scenarios and set timers for your daily routine.



App
Home + Control




ARTEOR WITH NETATMO

Fan Controllers



The ARTEOR with Netatmo Smart Fan Controller Mechanism makes controlling fans simpler and more efficient than ever. Designed for AC fans up to 100W, its sleek build includes LED indicators for easy configuration and speed adjustment. The Smart Fan Controller also allows for voice control using a vocal assistant, enabling users to easily adjust the fan settings with a simple command.



Arteur with Netatmo Smart 4 Speed 100VA Fan Controller Mechanism - White
AWNVCWE



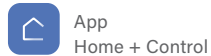
Arteur with Netatmo Smart 4 Speed 100VA Fan Controller Mechanism - Magnesium
AWNVCMGN



Arteur with Netatmo Smart 4 Speed 100VA Fan Controller Mechanism - Aluminium
AWNVCALU



Arteur with Netatmo Smart 4 Speed 100VA Fan Controller Mechanism - Champagne
AWNVCCHP





VIVO

Bold, striking & refreshing

Choose the colour to suit your character. Excel VIVO can be customised to suit your tastes and your interiors. Keep it simple with traditional rocker switches and white coverplates, or add a designer's edge with the coloured plates to transform your wall from boring to breathtaking.

BASICS




White




Black

REFLECTIONS



Rose Gold



Chrome

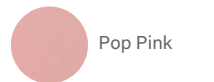
POP



Bright Red



Pop Blue



Pop Pink

METALLICS



Silver



Graphite




Copper


NEUTRALS



Light Grey



Khaki



Dark Grey



Mint



Rocker Switch
EV770/1WE + EVPLPI



Rocker Grey
EV770/3GR + EVPLMT



Powerpoint with Extra Switch
EV777XGR + EVPLMS

LIVING NOW

Forever an icon, today smart as well.

Introducing our most stylish range of wiring devices, Living Now by Bticino. Featuring a state-of-the-art Italian design, this is the first range of wiring devices where the cover plate completely disappears, and the keys provide full touch control.

Featuring a neat and eye-catching design, this range features an extensive list of devices including sockets, switches, chargers and connectors.

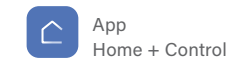
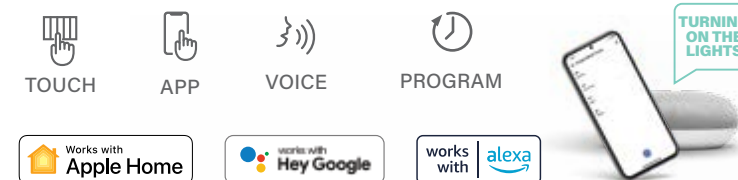


Living Now Switch with Walnut Coverplate
LVNSW3BL and KA4803LG

LIVING NOW WITH NETATMO

Smart functionality


Stylish and smart! Featuring the same stylish design, the collection features smart home technology by Netatmo allowing for full control using voice, touch or a smart device.



Living Now with Netatmo Switch
K4001 x 2 + KW01 x 2 + K4570CWI + KW40 + K4703AU + K4803LM



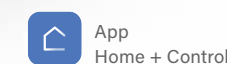
PREMIUM MATERIALS: A WIDE RANGE OF LUXURIOUS COLOURS, MATERIALS AND FINISHES ALLOWS LIVING NOW TO QUIETLY COMPLEMENT ANY SPACE, OR STAND OUT AS A FEATURE PIECE.



LIVING NOW DIGITAL CONTROLS

A Multisensorial experience

Experience the power of full home automation with innovative, digital control devices which can be customised using the My Home_Up app. The range also features devices with Alexa built in - a groundbreaking first in wiring devices.



Living Now with Netatmo Switch
KG8013 + KG8103 + K4703AU

DOOR ENTRY

Need an
upgrade?

Control from
anywhere?

Greater
security?

CLASSE 100

Now the standard is connected

BTicino renews the range of Classe 100 indoor units by introducing Wi-Fi connectivity in the standard video door entry system offer. The result is a range of video and audio indoor units with a modern and elegant design, capable of meeting all installation needs.



CLASSE100 Door Entry Kit

364614



Built-in connectivity for constant connection within the home.



Immediate association with the Door Entry CLASSE 100X App.



No extra work for the installer; easier to use for the end user.



App
Home + Security



EASY KIT CONNECTED

The video door entry system always connected: security for your home at your fingertips

Features:


- Connected intercom
- 7" internal screen
- Weatherproof and highly resistant external panel with 95° field of view
- 2 wire system
- Scalability: Up to 3 internal screens and 2 external panels per installation



WiFi



Easy Kit Connected
318013



CLASSE 300EOS

The evolution of smart



Classe 300EOS is the new 2 wire/ Wi-Fi handsfree connected video internal unit with built-in Amazon Alexa voice assistant. Using the Home + Security App, in addition to video door entry calls, the end-user can manage devices of the Netatmo security range, creating a simple and fast Smart security system.

Features:

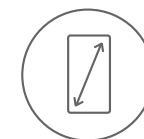
- 5" vertical LCD touch screen display
- Built-in Alexa
- Voicemail feature
- Control via the HOME + SECURITY app
- Gateway for Legrand MYHOME Automation system



CLASSE300 EOS
344842



Answer and open the door
from your sofa or when you
are away from home



5" Touch Screen

Vertical display for a better
view of the caller




Face detection

Wide camera span and
ability to zoom into frame



Horizontal display

Double "tap" the display to view
the image in landscape format



SMART GARAGE CONTROLLER



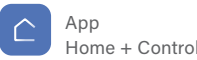
For effortless control at your fingertips, our Smart Garage Controller is the solution. Control the opening and closing of your door remotely from your smartphone, via the Home + Control app or by voice, simply through the Google Home voice assistant.

- Easily manage any motorised garage door or gate with universal compatibility
- Complete with two wired position sensors (3m) to ensure precise monitoring and operation
- LED indicators simplify the setup process, while a hidden reset button allows for quick restoration to factory settings if needed
- Designed for both indoor and outdoor use, compatible with Legrand weatherproof junction boxes for reliable performance in any environment.

This connected module requires purchase and installation of Netatmo Connected Starter Pack for operation.



Connected Module for Motorised Garage and Gate Control
067696

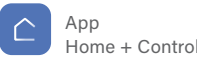


Further enhance your smart home experience by pairing your Connected Module with the Wireless Scene Remote Control. Featuring 4 buttons to program 4 customisable scenarios in the Home+ Control app, to control lights, roller shutters and other electrical devices with a single button.

- Powered by 2.4GHz radio technology, Zigbee 3.0
- LC001358 - Radio transmitter
- 1 year warranty for peace of mind



Arteor with Netatmo Wireless Scene Remote Control
067695



The Connected Module is also compatible with Living Now and Arteor with Netatmo wireless switches. These ranges of wireless switches have up/down and stop functionality to control your Garage door



LED LIGHTING

ALINA COLOUR CHANGING DIMMABLE LED DOWNLIGHTS

Features:

- Energy saving LED
- Tri-colour switch making it easy to change light colour temperatures between warm white (3,000k), cool white (4,000K) and natural white (5,000K)
- Lumens output: 800 lm (flush face) and 770 lm (recessed face)
- Integral dimmable driver
- Flex and plug included
- 35,000 hours average lifespan
- IP44 rating suitable for indoor and outdoor undercover areas
- IC-4 & IC-F insulation rating
- 3 year warranty



Sits flush with the ceiling for a super low profile

Alina Tri-colour LED Downlight
Ø90 mm Cut-out White (Flush Face)
LDLE90TRIWE



Features a recessed diffuser to reduce glare

Alina Tri-colour LED Downlight
Ø90 mm Cut-out White (Recessed Face)
DLIE90TRIWE



Alina Tri-colour LED Downlight
Ø90 mm Cut-out Brushed Chrome (Recessed Face)
DLIE90TRIBC



Alina Tri-colour LED Downlight
Ø90 mm Cut-out Black (Recessed Face)
DLIE90TRIBL

TIP

Light Colour Selector



SLIM DESIGN SUITABLE FOR
INSTALLATIONS IN LOW CEILING CAVITIES.



ZYLA PLUS FLICKER FREE COLOUR CHANGING DIMMABLE LED DOWNLIGHTS

Features:

- Flicker free technology
- Energy saving LED
- Lumens output: 876 lm (flush face) and 818 lm (recessed face)
- Tri-colour switch making it easy to change light colour temperatures between warm white (3,000k), cool white (4,000K) and natural white (5,000K)
- Integral dimmable driver
- Screw-less terminal cover for easy, hard-wired connection
- Flex and plug included
- Gasket for sealed construction to prevent air leakage
- 35,000 hours average lifespan
- IP44 rating suitable for indoor and outdoor undercover areas
- IC-4 & IC-F insulation rating
- 3 year warranty



Sits flush with the ceiling for a super low profile

Zyla Plus Tri-colour Flicker Free LED Downlight
Ø90 mm Cut-out White (Flush Face)
LDLFF90TRIDWE



Features a recessed diffuser to reduce glare

Zyla Plus Tri-colour Flicker Free LED Downlight
Ø90 mm Cut-out White (Recessed Face)
DLIFF90TRIDWE



OUR FLICKER FREE TECHNOLOGY ELIMINATES YOUR LIGHTS FLICKERING WHICH CAN BE CAUSED BY MAINS INJECTION OF THE OFF-PEAK SIGNAL THAT IS PREDOMINANT IN NSW & QLD.

^ Free of visible flickering for 'ripple control injection' frequencies of around 750 Hz and 1050 Hz up to 20 Vrms.



ATIS LED CEILING LIGHTS

A Touch of Elegance

The Atis LED oyster light is a simple solution to add a touch of elegance, with the features of modern day light fittings.

Features:

- 17W
- 30,000 hours average lifespan
- 3 year warranty



Atis LED Ceiling Light,
Cool White (4,000K), 1600lm, Dimmable

LOL014KWE



Atis LED Ceiling Light,
Cool White (4,000K), 1500lm, Non-dimmable


LOL004KWE

BLADE LED BATTEN LIGHT

Sleek and unobtrusive

Who would have thought batten lights could look so stylish! The blade LED batten light is slimline with a profile of just 37mm, perfect for illuminating the home, garage or office.

- Features:**
- 36W
 - Cool white (4,000K)
 - 3600 lumens output
 - 35,000 hours average lifespan
 - 3 year warranty



Sleek and unobtrusive



SLIMLINE LED BATTEN LIGHT

Stylish LED batten lighting that illuminates the home, front porch or office. With its 40mm slim design, our slimline LED batten light is perfect for areas where illumination is needed.

- Features:**
- 40W
 - Cool white (4,000K)
 - 4400 lumens output
 - 40,000 hours average lifespan
 - 3 year warranty



Exceptional
illumination
every time



BUNKER LIGHTS



ELLIPTICA LED BUNKER WALL LIGHTS

Now here's a bunker light that makes outdoor wall lighting sexy! With its smooth curves, Elliptica adds the perfect amount of light play to any outdoor area, instantly jazzing up dark, drab walls with a sleek, modern oval-shaped finish.

If you like an ultra-modern, simplistic look, this stunner will tick every box!

Features:

- Ideal for walls and ceilings in outdoor areas
- 15W
- Cool White (4,000K)
- 1420 lumens output
- IP65 weatherproof
- 36,000 hours average lifespan
- 5 year warranty



Elliptica LED Bunker Wall Light White
LBL034KWE



Elliptica LED Bunker Wall Light Black
LBL034KBL

OROYA LED BUNKER WALL LIGHTS

Curves in the right places, meet Oroya the weatherproof outdoor light. Mount it on a wall or ceiling, this versatile outdoor light features a weatherproof IP65 rating and can be used as an outdoor oyster light or bunker wall light.

Features:

- Ideal for walls and ceilings in outdoor areas
- 16W
- Cool White (4,000K)
- 1530 lumens output
- IP65 weatherproof
- 25,000 hours average lifespan
- 3 year warranty



Oroya Bunker Light White
LBL014KWE



Oroya Bunker Light Black
LBL014KBL



FLOODLIGHTS



TWIN PAR38 LED FLOODLIGHT WITH SENSOR

This versatile floodlight features dual lights that can be independently positioned allowing different areas to be illuminated. The PIR sensor automatically activates lights when motion is detected within the detection range.

Features:

- Ideal for secluded walkways and driveways
- Detection range: 12m
- Detection angle: 180°
- Only turns lights on when required to save energy
- 29W
- Warm White (3,000K)
- 2200 lumens output
- IP44 weatherproof
- 30,000 hours average lifespan
- 3 year warranty



Twin PAR38 LED Floodlight with Sensor Black
LFS013KBL

JENTA SINGLE PAR38 LED FLOODLIGHT

Whether you want a stylish wall-mount, an illuminated garden bed, or a glowing patio, our Jenta LED floodlights will have you covered. The modern aesthetics, low energy usage and reliable operation make this range a winner on all fronts!

Features:

- Ideal for secluded outdoor areas
- 8W
- Cool White (4,000K)
- 800 lumens output
- IP44 weatherproof
- 30,000 hours average lifespan
- 1 year warranty



Jenta Single PAR38 LED Floodlight Black
MP38PERMFLED



14W E27 1100lm Warm White (3,000K)
LPAR38013K



8W E27 800lm Cool White (4,000K)
LPAR38024KES



DESIGNED WITH A PIR SENSOR, AUTOMATICALLY DETECT ANY PRESENCE WITHIN A 6 METER RANGE.

LEANA LED FLOODLIGHTS

With its sleek, contemporary design, IP65 weatherproof rating and long-lasting LED globe, LEANA is the perfect Floodlight for adding sparkle to your outdoor area. The light is also equipped with multiple levels of luminosity to suits all your ambiance needs.

Features:

- 1200 lumens
- 25,000 hours lifespan
- 130° adjustable head
- Die cast aluminium construction
- Cool white light
- 5 Year Warranty
- Integral dimmable driver
- Screw-less terminal cover for easy, hard-wired connection
- Flex and plug included



Leana 8 W 650 lm Slimline LED Black
LFL0510BL



Leana 15 W 1200 lm Slimline LED Black
LFL0520BL




Leana 30 W 3000 lm Slimline LED Black
LFL0540BL



Leana 15 W 1200 lm Slimline LED
with Sensor Black
LFS0520BL



Leana 20 W 2000 lm Slimline LED
with Sensor Black
LFS0530BL



THE SIKA WITH MOTION SENSOR SWITCHES ON AUTOMATICALLY WHEN MOVEMENT IS DETECTED.

SIKA LED FLOODLIGHTS

A great choice for lighting walkways and outdoor areas, this floodlight is a bright energy saver. Its simple design blends seamlessly with any decor style making it a versatile choice.

Features:

- IP44 weatherproof rating
- Up to 2,200 lumens
- 180° adjustable head
- IP44 weatherproof rating
- 15,000 hours lifespan
- Die cast aluminium construction
- Cool white light
- 3 year warranty



Sika 12 W 1070 lm Slimline LED
LSP0112WBL



Sika 25 W 2200 lm Slimline LED
LSP0125WBL



Sika 12 W 1070 lm Slimline LED with Sensor
LSS0112WBL



Sika 25 W 2200 lm Slimline LED with Sensor
LSS0125WBL

TRISCAN WEATHERPROOF MOVEMENT SENSOR

3-in-1 Accurate detection

The Triscan uses three forms of detection technology: passive infrared (PIR) which detects heat, microwave which works a little like a radar speed gun, as well as photoelectric. This improves accuracy and reduces nuisance activity.

Features:

- Accurate detection with 3-in-1 passive infrared (PIR), microwave and photoelectric sensors
- Weatherproof IP66 rating suitable for harsh environments
- Detection range: 18 metres
- 120° field of view
- Built-in wiring not accessible from the outside
- Mounting block and gasket supplied
- 5 year warranty



Triscan Movement Sensor
488TRI3W

INDOOR MOTION SENSORS

360° Coverage

Turn lights on and off when needed, this motion sensor detects movement up to 8 metres away within a 360° field of view.

Features:

- Ideal for hallways, walk-in wardrobes and garages
- Detection range: 8 metres
- Detection angle: 360°
- Only turns lights on when required to save energy
- For indoor lights
- 3 year warranty



Indoor PIR Motion Sensor White
(Recessed Mount)
630R02WE



Indoor PIR Motion Sensor White
(Surface Mount)
630S02WE



SENSORS

OUTDOOR MOTION SENSORS

180° Coverage

Turn lights on and off when needed, this motion sensor detects movement up to 12 metres away within a 180° field of view.

Features:

- Ideal for outdoor areas and garages
- Detection range: 12 metres
- Detection angle: 180°
- IP44 weatherproof
- Only turns lights on when required to save energy
- For outdoor lights
- 3 Year warranty



Outdoor PIR Motion Sensor White with Manual Override
630/3



Outdoor PIR Motion Sensor White
630/3A

Think
safety
first!

SMOKE ALARMS

PHOTOELECTRIC SMOKE ALARMS

Photoelectric smoke alarms 'see' the smoke. They detect visible particles of combustion, e.g smouldering cigarette smoke. They respond to a wide range of fires, but they are particularly responsive to smouldering fires and the dense smoke given off by foam filled furnishings or overheated PVC wiring.

Features:

- AS 3786:2014 compliant
- Suitable for detecting smouldering fires and dense smoke
- Less prone to nuisance alarms while cooking, as ionisation alarms
- Contains no radioactive material
- Suitable for general use
- Wired interconnectable – up to 20 units
- Power and alarm indicator
- Easy access for wiring
- Hush/Test button
- Low battery indication (audio and visual)
- Dust cover to protect the device during installation
- Mains powered with battery backup



Surface Mount Smoke Alarm

643085

Replaceable 1-year
9V d.c. battery (backup)



Surface Mount Smoke Alarm

643088

Non-replaceable 10-year
lithium battery (backup)

FALSE TRIGGERING SMOKE ALARMS

Can be used in installations where high levels of EMI signal interference are causing the smoke alarm to false trigger.

On some installations, the smoke alarm may be installed on a circuit shared with other devices that cause electrical interference within the circuit. This electrical noise and electromagnetic interference may cause the smoke alarm to beep or alarm when the electrical products are activated. Legrand 643093 smoke alarm EMI filter filters out this interference which may be causing the smoke alarm to be false triggered.



Smoke Alarm Interface

643086



Smoke Alarm EMI Filter

643093

OUTDOOR



AQUA LIFE

Sleek and Robust

Our Aqua Life range of weatherproof switches and sockets are designed with easy to operate rocker switches, two colour options to match exterior walls and a wrapping belt design has been implemented to minimise sharp corners and minimise protrusion.

With a high weatherproof rating these switches and sockets are built to sustain the harsh Australian climate. Aqua Life will deliver supreme performance every time.

Features:

- Ideal for walls in outdoor areas
- Made with durable material
- Sturdy sliders for comfortable and durable operation
- Curved lines for a modern look
- Protective 'Barrier Edge' increases durability against impacts
- Available with flap to achieve higher protection against water and dust
- Available in Limestone grey or Cement grey



VENTILATION

SERENE CEILING FANS

Life is simple when it's Serene. Be transported to a place of serenity, where a refreshing breeze and ultimate cooling comfort is top of your mind.

Features:

- Suitable for indoor or undercover outdoor areas not exposed to the weather
- Body, canopy and blades are made from ABS plastic, making them rust free
- Coastal rated to withstand water damage due to salt found in the air
- Moulded ABS plastic blades for high strength and durability, which are easy to clean
- Quick-fit blades system reduces ceiling fan assembly and installation time
- Reversible summer and winter mode to save energy for use all year round



4 Blade Serene AC Ceiling Fan 48" (1220mm) - White
CF12AC4BWE



4 Blade Serene Ceiling Fan 48" (1220mm)
with Tri-colour LED Light - White
CF12AC4BLEDWE



4 Blade Serene AC Ceiling Fan 52" (1320mm) - White
CF13AC4BWE



4 Blade Serene Ceiling Fan 52" (1320mm)
with Tri-colour LED Light - White
CF13AC4BLEDWE



4 Blade Serene DC Ceiling Fan 48" (1220mm) - White
CF12DC4BWE



4 Blade Serene DC Ceiling Fan 52" (1320mm) - White
CF13DC4BWE

1420 mm now available



1400 MM BOASTS A MASSIVE 7680 m³/h AIRFLOW MAKING IT IDEAL FOR LARGE SPACES

INSPIRE CEILING FAN

The Inspire Ceiling Fan combines durability, style and functionality to enhance any indoor space. Built with corrosion resistant ply wood, this fan ensures long-lasting performance. With summer and winter reversible action and colour selection switch, you can enjoy year-round comfort and tailored ambience for your modern home.

Features:

- Heavy duty sealed bearings
- Steel mounting bracket
- Powder coated finish for easy cleaning
- Tri-coloured LED option
- Hang-sure mounting system for easy cleaning
- 3 year warranty

1220 mm



4 Blade Inspire Ceiling Fan 48" (1220mm) with Tri-colour LED Light - White

RCFTRI12H4WE



4 Blade Inspire Ceiling Fan 48" (1220mm) with Tri-colour LED Light - Black

RCFTRI12H4BL



4 Blade Inspire Ceiling Fan 48" (1220mm) - White

RCF12H4WE



4 Blade Inspire Ceiling Fan 48" (1220mm) - Black

RCF12H4BL

1420 mm



4 Blade Inspire Ceiling Fan 56" (1420mm) with Tri-colour LED Light - White

RCFTRI14H4WE

NEW



4 Blade Inspire Ceiling Fan 56" (1420mm) with Tri-colour LED Light - Black

RCFTRI14H4BL

NEW



4 Blade Inspire Ceiling Fan 56" (1420mm) - White

RCF14H4WE

NEW



4 Blade Inspire Ceiling Fan 56" (1420mm) - Black

RCF14H4BL

NEW

Accessories



4 Blade Inspire Ceiling Fan 48" (1220mm) - Brushed Aluminium

RCF12H4BS



Inspire Ceiling Fan Remote Control (not compatible with RCFL12H4BTWE) Accessory sold separately

RCFREMOTE

BATHROOM HEATERS

RELISH THE TOASTY COMFORT OF HEAT LAMPS. WE VOTE THESE SHOULD BE MANDATORY IN ALL BATHROOMS PRONE TO WINTER CHILLS. THIS STYLISH UNIT FEATURES HEAT LAMPS, EXHAUST FAN AND AN LED LIGHT TO CREATE THE PERFECT ENVIRONMENT FOR YOUR WHIMS, WHATEVER THE REASON OR SEASON.

DUCTED BATHROOM HEATERS, 3-IN-1 HEAT, FAN AND LIGHT

Features:

- Stylish slimline design
- Multi-function 3-in-1: heat lamps, exhaust fan and LED light
- Easy slide and click ducting connection for fast installation
- 2 heat lamp model for small bathrooms and 4 heat lamp models for medium to large bathrooms
- 7 W/600 lm energy saving LED centre light
- Strong air extraction: 200m³ /h (without duct)
- Built in thermal overload protection
- Individual switch controls – control heat, fan and lamp from one Legrand Excel Life switch plate (included)
- Ducting kit includes: 3m x Ø150mm duct, external grille, duct tape and cable ties
- Compatible with 375 W instant heat lamps
- 5 year warranty



Ducted 3-in-1 Bathroom Heater 2 Heat Lamps
BH2DWE



Ducted 3-in-1 Bathroom Heater 4 Heat Lamps
BH4DWE

SINGLE HEAT LAMP

When you fancy spots of warmth, without the bulk of larger units paired with exhaust fans, you may like something like these for smaller bathrooms



Single Heat Lamp
R615



NCC 2019 COMPLIANCE

NON-DUCTED BATHROOM HEATERS, 3-IN-1 HEAT, FAN AND LIGHT



Features:

- Stylish low-profile design
- Multi-function 3-in-1: heat lamp, exhaust fan and light
- 2 heat lamp model for small bathrooms and 4 heat lamp models to suit medium to large bathrooms
- 7 W/600 lm energy saving LED centre light
- Strong air extraction: 240m³ /h (2 lamp) and 390m³ /h (4 lamp)
- Individual switch controls – control heat, fan and lamp from one Legrand Excel Life switch plate (included)
- 5 year warranty



Non-ducted 3-in-1 Bathroom Heater 2 Heat Lamps
BH2NDWE



Non-ducted 3-in-1 Bathroom Heater 4 Heat Lamps
BH4NDWE

Features:

- Instant powerful heating
- Preventative overheating safety features
- Individual switch controls – control heat, fan and lamp from one Legrand Excel Life switch plate (included)
- Easy slide-and-fix ducting connection for fast installation



Non-ducted 3-in-1 Bathroom Heater 4 Heat Lamps
BH2DLAWE



Non-ducted 3-in-1 Bathroom Heater 4 Heat Lamps
BH4DLAWE



CEILING EXHAUST FANS

A MUST HAVE! THESE CEILING EXHAUST FANS FEATURES A HONEYCOMB DESIGN TO MAXIMISE AIRFLOW AND REDUCE DUST BUILD UP IN COMMON AREAS OF YOUR HOME.

DUCTED CEILING EXHAUST FANS

Features:

- Ideal for bathrooms, kitchens and laundries
- Strong air extraction, up to 330m³ /h
- Easy plug-in connection
- UV resistant plastic
- Projection into ceiling: 190 mm
- Ceiling cut-out: 298 mm
- 10 minute run on timer
- 3 year warranty



Ducted Round Ceiling Exhaust Fan

EFD01RDWE



Ducted Square Ceiling Exhaust Fan

EFD01SQWE

NON-DUCTED CEILING EXHAUST FANS

Features:

- Ideal for bathrooms, kitchens and laundries
- Strong air extraction, up to 400m³ /h
- Easy plug-in connection
- UV resistant plastic
- Projection into ceiling: 100 mm
- Ceiling cut-out: 298 mm
- 3 year warranty



Non-ducted Round Ceiling Exhaust Fan 250mm

EF250RDWE



Non-ducted Square Ceiling Exhaust Fan 250mm

EF250SQWE

VENTILATION ACCESSORIES



65 W AC EXHAUST FAN TIME DELAY MODULE

Avoid lingering steam, odours and excess moisture with the HPM 65W AC Exhaust Fan Time Delay Module. Designed for seamless integration with your exhaust fan, this device ensures your bathroom, kitchen or laundry stays fresh and mould-free by automatically extending fan operations, even after it's switched off.

Features:

- Easily set the fan module to run for an additional 1 to 30 minutes after switching off, ensuring thorough ventilation and moisture removal
- Accessible knob for hassle-free adjustments of time delay
- 1 year warranty
- Compatible with all HPM ventilation fans under 65W featuring an AC motor, including both Exhaust Fans and Bathroom 3-in-1 heaters



65 W AC Exhaust Fan Time Delay Module
EFTD65WAC



CIRCUIT PROTECTION

LEGRAND RESIDUAL CIRCUIT BREAKER OVERLOAD (RCBO)

Legrand Residual Current Circuit Breaker with Overload (RCBO) and positive contact indication for control.

Provide your home with protection against short circuits and overloads, and isolation of electrical circuits. It protects people from direct and indirect contact and prevents installations from insulation faults.

Features:

- DX³ range offers DIN clips top and bottom, also compatible with Fork and Prong supply busbars
- 6Ka, 1P+N
- Compact size one module
- Single pole
- From 6A to 32A
- 4 Pole, 3 Phases
- Type A, 30mA, C curve
- Voltage dependent tripping
- Can be equipped with DX³ signalling and remote tripping auxiliaries and motorised controls
- Label holder



DX³ Residual Circuit Breaker with Overload
- 1 Module
418894



DX³ Residual circuit breaker with overload
- 4 modules
411235

LOAD CENTRE 12 MODULES SURFACE MOUNT - OPAQUE DOOR

Legrand's HLC range of Load Centres is available from 12 to 36 modules. This range has been carefully designed to perfectly meet residential projects requirements as they distribute energy safely.

Features:

- Earth and neutral bars included
- Suitable for connection of copper wire
- Surface or Flush mounted
- Earth metal plate available for VIC
- For indoor use only



Load Centre
HLC12S

SURGE PROTECTION

For protection against transient overvoltage to be effective, the position of the SPD in the installation and the type of SPD must be appropriate for the level of risk.

Exclusive to Legrand, the add-on SPDs make installation and maintenance simpler and safer and enable the associated circuit breaker to be chosen according to the back-up or discrimination requirements of the installation.

Legrand provides solutions suitable for all types of installations and all risk levels.



Surge Protection
412230



TX3 MCB (main switch) - 63A - 6kA - 3 Phase
415968

CX³ WITH Netatmo

Full control via your smartphone, simply control lighting circuits, car chargers, pool pumps and appliances in your home from anywhere in the world via the "Home + Control" app, or your favourite voice assistant. The solution is natively integrated with the main smart home ecosystems and voice assistants, such as Apple Home, Google Assistant and Amazon Alexa.

Features:

- Full control of your home
- App and voice control
- Easy scheduling
- Monitor energy consumption
- Overload automatic switch off



CX³ with Netatmo
412170/412171



facebook/LegrandAus
facebook/hpm-legrand-new-zealand



linkedin/LegrandAustralia
linkedin/LegrandNZ



legrand.com.au
legrand.co.nz

Legrand Australia
1300 369 777
www.legrand.com.au

Legrand New Zealand
0800 476 009
www.legrand.co.nz